



CANADIAN EQUITY

Scotia Strategic Canadian Equity ETF Portfolio

as at June 30, 2019

To provide long term growth by investing in a diversified selection of Canadian exchange-traded funds that provide exposure to Canadian equity securities.

WHY INVEST

- Multi-discipline, multi-strategy approach to investing in Canadian equities within a single ETF portfolio solution.
- Strategic approach to asset allocation diversified across factor based and actively managed ETFs from renowned issuers.
- Skillfully managed to help improve investment characteristics and achieve optimal risk-adjusted returns.
- Portfolio management fees are inclusive of the management fees of all underlying ETFs.

KEY FACTS

Inception	May 30, 2018
Net Assets	\$2.482 M
NAV	\$19.86
Eligibility	RRSP/RRIF/RESP/TFSA/RDSP/DPSP
DRIP Eligibility	No
Number of Holdings	7
Distribution Frequency	Quarterly
Fiscal Year End	December 31
Units Outstanding	125,000
Management Fee	0.60%
MER ¹	—
Exchange	Toronto Stock Exchange
Currency	CAD
CUSIP	80928W100
Benchmark Index	S&P/TSX Composite Total Return Index

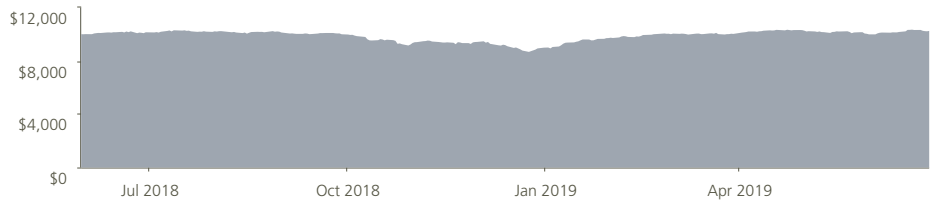
RISK RATING

Low	Medium	High
-----	--------	------

PORTFOLIO ANALYSIS

Distribution Yield ¹	—
12 Month Trailing Yield ¹	—
Weighted Average Dividend Yield	3.45%
Weighted Average Market Cap	Mega

GROWTH OF \$10,000



COMPOUND RETURNS %

1 mo	3 mo	6 mo	YTD	1 yr	5 yr	10 yr	Incep
2.58	2.24	13.94	13.94	1.01	—	—	—

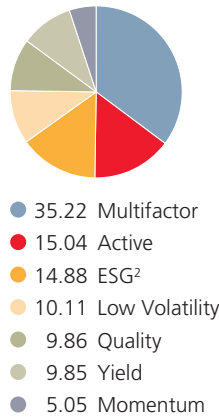
CALENDAR RETURNS %

2018	2017	2016	2015	2014	2013	2012	2011
—	—	—	—	—	—	—	—

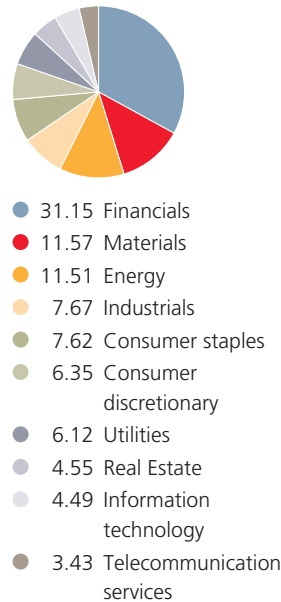
UNDERLYING ETFs %



STYLE ALLOCATION %



SECTOR ALLOCATION %





CANADIAN EQUITY

Scotia Strategic Canadian Equity ETF Portfolio

as at June 30, 2019

PORTFOLIO MANAGEMENT

Portfolio Manager

Judith Chan CFA
1832 Asset Management L.P.

Sub-advisor

BlackRock Asset Management Canada Limited

HISTORICAL DISTRIBUTIONS³ \$/unit

	2018	2017	2016	2015	2014	2013	2012	2011	2010	2009
Return of Capital	0.35	—	—	—	—	—	—	—	—	—
Foreign Income	—	—	—	—	—	—	—	—	—	—
Foreign Tax Paid	—	—	—	—	—	—	—	—	—	—
Total Distr. Per unit for Tax Purpose	0.35	—	—	—	—	—	—	—	—	—
Capital Gains - Non Cash Distribution	0.04	—	—	—	—	—	—	—	—	—

TOP HOLDINGS %

Royal Bank of Canada	6.09
Toronto-Dominion Bank	5.56
Canadian National Railway Company	2.82
Bank of Nova Scotia	2.37
Bank of Montreal	2.35
Enbridge Inc.	2.21
BCE Inc.	2.05
Loblaw Companies Limited	2.01
CGI Inc.	1.82
Teck Resources Limited	1.73

MARKET CAP ALLOCATION %

Large	37.09
Mega	30.09
Medium	27.56
Small	4.90
Micro	0.17

¹ Not available because this ETF is new² Environmental, Social and Governance (ESG)³ The Fund expects to distribute, in respect of each tax year, all of its net investment income and/or net realized capital gains to investors such that the Fund will not be liable for income tax under the Income Tax Act (Canada). These distributions will either be paid in cash or reinvested in the Fund, as may be determined by 1832 Asset Management L.P. from time to time. These distributions, net of Fund expenses, will consist primarily of net investment income and capital gains distributions received from the securities held within the Fund and, any realized capital gains from securities transactions within the Fund. Distributions are taxable to investors holding the Fund in non-registered accounts. The characterization of distributions for tax purposes (such as dividends, other income, capital gains, return of capital etc.) for each period will be available only after the Fund's tax year end. Investors will receive an official tax statement from their brokers detailing the tax characteristics of distributions received for the calendar year. The amounts of past distributions are shown above. For a schedule of the Fund's distributions, please refer to the annual Distribution Schedule.

™ Trademark of The Bank of Nova Scotia, used under licence. Scotia Global Asset Management™ is a business name used by 1832 Asset Management L.P. Scotia ETFs are managed by 1832 Asset Management L.P., a limited partnership the general partner of which is wholly owned by The Bank of Nova Scotia.

Commissions, management fees and expenses all may be associated with investments in exchange-traded funds (ETFs). Please read the prospectus before investing. The securities held by the ETFs can change at any time without notice. The indicated rates of return are the historical annual compounded total returns including changes in unit value and reinvestment of all distributions and do not take into account sales, redemption, distribution or operational charges or income taxes payable by any securityholder that would have reduced returns. Investments in ETFs are not guaranteed, their values change frequently and past performance may not be repeated.

All investments involve risk. The value of an ETF can go down as well as up and you could lose money. The risk rating of the ETF is based on industry standard risk rating guidelines. For more information about the specific risks of this ETF and its risk rating, see the Scotia ETF's prospectus, including the disclosure under the headings "Risk Factors" and "Risk Ratings of the Scotia ETFs".